

Exam : P6040-009

Title : IBM SurePOS 300 Model
33x Technical Professional

Version : DEMO

1. Which three groups is PartnerWorld targeted to?

- A. Resellers
- B. Customers
- C. Integrators
- D. OEM vendors
- E. Hardware developers
- F. Independent Software Vendors (ISVs)

Answer:ACF

2. What industry standard expansion capability is found on the SurePOS 300 Models 330 and 33H?

- A. Peripheral Component Interconnect (PCI) Express slot
- B. Full-size Peripheral Component Interconnect (PCI)slot
- C. Peripheral Component Interconnect Extended(PCI-X) slot
- D. Half-size Peripheral Component Interconnect (PCI) slot

Answer: D

3. What is the standard hard drive type used in the SurePOS 300 Model 33H?

- A. A single 3.5" SCSI Hard Drive
- B. A single 3.5" IDE Hard Drive
- C. A single 2.5" (laptop size) IDE Hard Drive
- D. A single 3.5" Serial ATA (SATA) Hard Drive

Answer: D

4. When removing the CD-ROM drive from the system unit, in which order should the removal steps be performed?

- A. 1. While pulling the tab on the side of the CD-ROM bracket outward, pull the bracket away from the CD-ROM. 2. Open the unit. 3. Disconnect the power and signal cables from the CD-ROM drive. 4. While pressing the blue latch toward the CD-ROM, lift out the

B. 1. Open the unit. 2. Disconnect the power and signal cables from the CD-ROM drive. 3. While pressing the blue latch toward the CD-ROM, lift out the CD-ROM with bracket. 4. While pulling the tab on the side of the CD-ROM bracket outward, pull the bracket a

C. 1. Open the unit. 2. Disconnect the power and signal cables from the CD-ROM drive. 3. While pulling the tab on the side of the CD-ROM bracket outward, pull the bracket away from the CD-ROM. 4. While pressing the blue latch toward the CD-ROM, lift out the

D. 1. Disconnect the power and signal cables from the CD-ROM drive. 2. Open the unit. 3. While pressing the blue latch toward the CD-ROM, lift out the CD-ROM with bracket. 4. While pulling the tab on the side of the CD-ROM bracket outward, pull the bracket a

Answer: B

5. How often should the SurePOS 300 ventilation fan on the rear panel be cleaned/vacuumed?

A. Once a year

B. Twice a year

C. Every 6 months

D. Every time the unit is serviced

Answer: B

6. Which step describes the first recommended action that should be taken to gain access to the system components?

A. Unplug the power cord

B. Slide the top cover back, then lift it up

C. Remove the two screws at the top of the back of the unit

D. Loosen the thumb screw which holds the power supply in place

Answer:A

7. A problem with the system can be caused by a software error or a hardware failure. Which of the following best describes the first step in performing the Preliminary Checklist?

A. Verify that a supported operating system has been installed properly.

B. Verify that all the I/O devices are connected securely to the system unit.

C. Insure that the AC power is connected to the system unit and that all the power lights are on.

D. Make sure that all the I/O devices are connected to an operating AC outlet and that all the devices are powered on.

Answer: C

8. Which three services does TechLine (formerly called PartnerLine) offer?

A. Locating Retail Store Solutions marketing and sales information via the Internet

B. On-site installation and set up assistance

C. Product positioning information

D. Financing assistance

E. Configuration assistance

F. Placing orders

Answer:ACE

9. What USB options are available on the SurePOS 300 Models 330 and 33H? A.

One PC USB port and three powered USB ports (two 12 volt and one 24 volt) B.

Two PC USB ports and two powered USB ports (one 12 volt and one 24 volt) C.

Two PC USB ports and three powered USB ports (two 12 volt and one 24 volt)

D. Four PC USB ports and two powered USB ports (one 12 volt and one 24 volt)

Answer: C

10. What type and size of video memory does the SurePOS 300 terminal offer?

A. 64 MB of dedicated Video RAM (VRAM)

B. 128 MB of dedicated Rambus DRAM (RDRAM)

C. Up to 128 MB of shared Synchronous Graphic RAM (SGRAM)

D. Up to 64 MB of shared Unified Memory Architecture (UMA) RAM

Answer: D

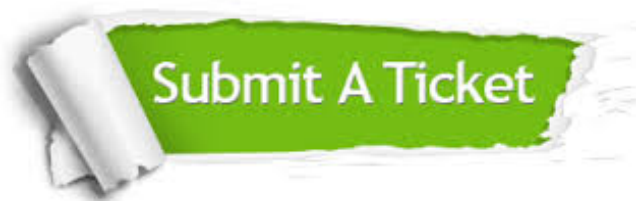
Trying our product !



- ★ **100%** Guaranteed Success
- ★ **100%** Money Back Guarantee
- ★ **365 Days** Free Update
- ★ **Instant Download** After Purchase
- ★ **24x7** Customer Support
- ★ Average **99.9%** Success Rate
- ★ More than **69,000** Satisfied Customers Worldwide
- ★ Multi-Platform capabilities - **Windows, Mac, Android, iPhone, iPod, iPad, Kindle**

Need Help

Please provide as much detail as possible so we can best assist you.

To update a previously submitted ticket:



| | | |
|---|---|--|
|  One Year Free Update <p>Free update is available within One Year after your purchase. After One Year, you will get 50% discounts for updating. And we are proud to boast a 24/7 efficient Customer Support system via Email.</p> |  Money Back Guarantee <p>To ensure that you are spending on quality products, we provide 100% money back guarantee for 30 days from the date of purchase.</p> |  Security & Privacy <p>We respect customer privacy. We use McAfee's security service to provide you with utmost security for your personal information & peace of mind.</p> |
|---|---|--|

Guarantee & Policy | Privacy & Policy | Terms & Conditions

Any charges made through this site will appear as Global Simulators Limited.

All trademarks are the property of their respective owners.

Copyright © 2004-2014, All Rights Reserved.