

Exam : **3M0-250**

Title : 3Com Certified Enterprise
LAN Post-Sales Expert
version 1.0

Version : Demo

1. You have issued the switch debugging command debugging rip packets from the management terminal, but you are not receiving any debug output. What is the reason you are not getting any debug output from the switch?

- A.RIP has not been enabled, and therefore there is no debug output
- B.Output from the debugging command only goes to the syslog server
- C.You forgot to issue the enable debugging command at the System View
- D.You forgot to issue the terminal debugging command, directing the output to your management terminal

Answer: D

2. Which two are general Link Aggregation (LA) configuration rules that must be followed when creating an LA group? (Choose two.)

- A.A member link port can only belong to one LA group
- B.Agregated links are mutually exclusive with roving analysis and mirror ports
- C.A port must be configured for resilient links before it can be configured as a member of an LA group
- D.LA ports can only be configured if Link Aggregation Control Protocol (LACP) is enabled on the switches

Answer: AB

3. GARP VLAN Registration Protocol (GVRP) maintains and distributes Virtual LAN (VLAN) registration information only about the dynamically created VLANs using GARP.

- A. True B.
- False

Answer: B

4. You have configured multiple OSPF areas on your network. How do the different OSPF areas communicate with each other?

- A.The Designated Router (DR) uses multicast routing to broadcast advertisements to the other area DRs
- B.The Designated Router (DR) connects each OSPF area to the main backbone network and communicates with the other areas
- C.The Area Border Router (ABR) connects each OSPF area to the main backbone network and communicates with the other areas

D.The Autonomous System Border Router (ASBR) connects each OSPF area to the main backbone network and communicates with the other areas

Answer: C

5. An IP address must be configured on a switch before it can be managed using Telnet.

A. True

B. False

Answer: A

6. What is the effect of the Simple Network Management Protocol (SNMP) switch command `snmp-agent target-host trap address udp-domain 129.102.149.23 udp-port 5000 params securityname 3comprivate?`

A.Configures the switch with a default community string name of 3comprivate

B.Enables the SNMP trap functions on a switch with IP address 129.102.149.23

C.Configures the switch SNMP agent to send traps to the network management station at IP address 129.102.149.23

D.Enables the SNMP trap functions and sets the default community string name of 3compubic on a switch with IP address 129.102.149.23

Answer: C

7. Which three are Switch 5500 configuration requirements when creating an eXpandable Resilient Networking (XRN) Fabric? (Choose three.)

A.All units in the stack must have the same sysname

B.All units in the stack must be running the same software version

C.A mixture of switch models can be used to create a single XRN Fabric

D.Switch 5500-SI/EI up/down ports must be enabled for fabric mode

E.A switch must be initialized after it has been added to an existing XRN Fabric

Answer: ABD

8. What is the reason to connect the up port on the bottom Switch 5500 in the stack to the down port of the top Switch 5500 in the same stack?

- A. Reliability - creates a resilient topology
- B. Security - prevents an unauthorized user from connecting to the switch stack
- C. Performance - creates the 48-Gbps eXpandable Resilient Networking (XRN) Fabric
- D. Management - enables Distributed Resilient Routing (DRR) on the Switch 5500-SI

Answer: A

9. How does the network administrator configure the up/down Switch 5500-EI/SI ports to operate in fabric mode?

- A. By default, the up/down ports are enabled for fabric mode
- B. Execute the command `xrn-fabric authentication-mode simple`
- C. Execute the command `resilient-arp enable x/x/x` where `x/x/x` identifies the unit and port number
- D. Execute the command `fabric-port gigabit x/x/x enable` where `x/x/x` identifies the unit and port number

Answer: D

10. Which Switch 5500 model(s) does not support Distributed Resilient Routing (DRR)?

- A. Switch 5500-EI
- B. Switch 5500-SI
- C. Switch 5500G-EI
- D. All of the above

Answer: B

11. Which security standard is defined by IEEE 802.1X Network Login?

- A. Encryption standard for network authorization
- B. Port-based Network Access Control protocol standard
- C. Extensible Authentication Protocol (EAP) standard for network authorization
- D. Authentication, Authorization and Accounting (AAA) standard for network access

Answer: B

12. Which best defines the mechanism of IEEE 802.1X Network Login?

- A. An authenticator requests access to network services; the authentication server enforces authentication

before allowing access to the network and validates the supplicant on behalf of the authenticator

B.A supplicant requests access to network services; the authenticator enforces authentication before allowing access to the network; the authentication server validates the supplicant on behalf of the authenticator

C.A supplicant requests access to network services; the authentication server enforces authentication before allowing access to the network; the authenticator validates the supplicant on behalf of the authentication server

Answer: B

13. Which two are functions of Extensible Authentication Protocol (EAP)? (Choose two.)

A.Provides a framework and transport for the exchange of authentication information between the authenticator and the supplicant

B.Provides encapsulation for the exchange of information between the authenticator and authentication server

C.Provides the mechanism for locking/unlocking a switch port based on the results of the supplicants authentication

D.Provides the mechanism for defining what network resources a user may access based on the authentication information

Answer: AB

14. You have already configured and enabled individual switch ports for IEEE 802.1X Network Login.

What is required for authentication to be activated on the ports?

A.From the System View, enable 802.1X Network Login

B.From the Ethernet Port View, set the port access control mode

C.From the System View, configure the authentication method for 802.1X users

D.From the Ethernet Port View, configure the authentication method, i.e., chap, pap, eap, etc.

Answer: A

15. How must the MAC Radius Authenticated Device Access (RADA) address be configured on the Switch 5500?

- A.Hexadecimal IP address only
- B.Hexadecimal MAC address only
- C.Binary or hexadecimal IP or MAC address
- D.Binary, decimal or hexadecimal MAC address

Answer: B

16. Which Switch 5500 PWR LED condition indicates the switch is powered-up and operating normally?

- A.Off
- B.Green
- C.Green flashing
- D.Solid green when not transmitting user data and flashing green when transmitting user data

Answer: B

17. What is the result of the command boot boot-loader file-url?

- A.Reboots the switch using the file-url for the operational code
- B.Updates the switch BootROM with the file-url on the system flash
- C.Reboots the switch fabric only using the file-url for the operational code
- D.Specifies the switch to use file-url for the operational code on the next boot

Answer: D

18. Which switch command shows what is installed in the switch and the current operational status?

- A.[SW8800-14slot] display device
- B.[SW8800-14slot] display system
- C.[SW8800-14slot] display startup
- D.[SW8800-14slot] display current-configuration

Answer: A

19. Click on the exhibit button.

Which Switch 7700 command shows all the hardware and software information on the modules (review the output shown in the exhibit)?

```
command Switch 7700 Software Version V3.00
Copyright (c) Reserved
Switch 7700 uptime is 0 week,0 day,1 hour,23 minutes
FAB64 0: uptime is 0 weeks,0 days,1 hours,23 minutes
Switch 7700 with 1 MPC8260 Processor
256M bytes SDRAM 16384K bytes Flash Memory 0K bytes NURAM Memory
PCB Version : REV.0 BootROM Version : 306 CPLD Version : 002
MOD 1: uptime is 0 weeks,0 days,1 hours,22 minutes
Switch 7700 MOD with 1 MPC850 Processor
64M bytes SDRAM 0K bytes Flash Memory 0K bytes| NURAM Memory
```

- A.[SW7700] display device
- B.[SW7700] display version
- C.[SW7700] display interfaces
- D.[SW7700] display current-configuration

Answer: B

20. How would you view the configuration information that is running on a switch?

- A.Use the display startup command
- B.Use the display version command
- C.Use the display saved-configuration command
- D.Use the display current-configuration command

Answer: D

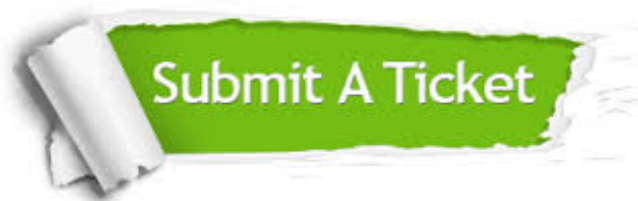
Trying our product !




- ★ **100%** Guaranteed Success
- ★ **100%** Money Back Guarantee
- ★ **365 Days** Free Update
- ★ **Instant Download** After Purchase
- ★ **24x7** Customer Support
- ★ Average **99.9%** Success Rate
- ★ More than **69,000** Satisfied Customers Worldwide
- ★ Multi-Platform capabilities - **Windows, Mac, Android, iPhone, iPod, iPad, Kindle**

Need Help

Please provide as much detail as possible so we can best assist you.

To update a previously submitted ticket:



 One Year Free Update <p>Free update is available within One Year after your purchase. After One Year, you will get 50% discounts for updating. And we are proud to boast a 24/7 efficient Customer Support system via Email.</p>	 Money Back Guarantee <p>To ensure that you are spending on quality products, we provide 100% money back guarantee for 30 days from the date of purchase.</p>	 Security & Privacy <p>We respect customer privacy. We use McAfee's security service to provide you with utmost security for your personal information & peace of mind.</p>
---	---	--

Guarantee & Policy | Privacy & Policy | Terms & Conditions

Any charges made through this site will appear as Global Simulators Limited.

All trademarks are the property of their respective owners.

Copyright © 2004-2014, All Rights Reserved.